



San Benito County Public Health Services



COVID-19 UPDATE: NOVEMBER 9, 2020

Epidemiologic Week 46: 11/8/2020 - 11/14/2020

This report is based on only available data; not all results have been received.

San Benito County (SBC) Public Health Services continues to work with medical providers to identify and test individuals who meet criteria for COVID-19 testing. As of November 9, 2020, one new case has been reported, for a total of 1,518 confirmed cases of COVID-19 in SBC.

Confirmed cases include patients who have since recovered and those who are deceased. Fifty-three percent (801) of positive cases reported were female; ages ranged from 2 months to 101 years (median: 36 years).

All results included in this update are current to November 9, 2020 at 3:30PM.

Total	Active	Recovered	Deaths
1,518	44	1,443	15
Negative Results		COVID-19 Required Hospitalizations	
15,773		83	

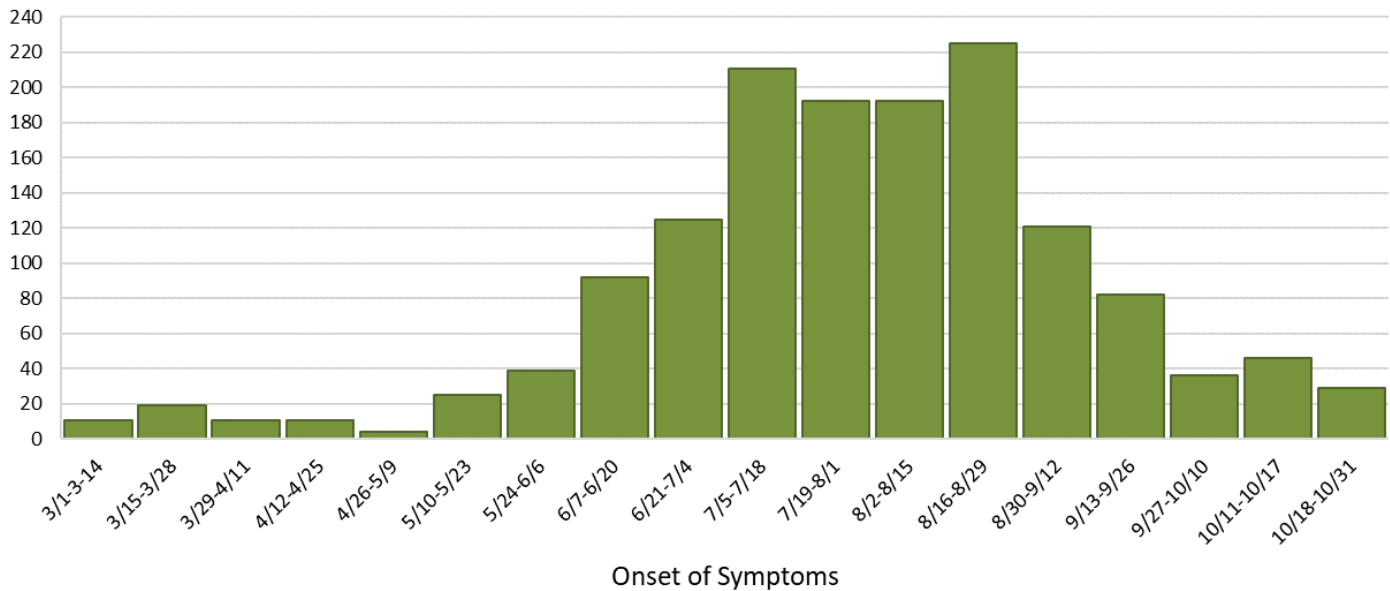
SBC Cases Likely Source of Exposure	
Classification	Cases
Travel-related	43
Community Transmission	491
Person-to-Person	945
Under Investigation	39

Community transmission occurs when the source of infection is unknown.

Person-to-person transmission occurs when infection is spread through a confirmed contact. Person-to-person transmission typically occurs in close-contact environments, such as households or workplaces.

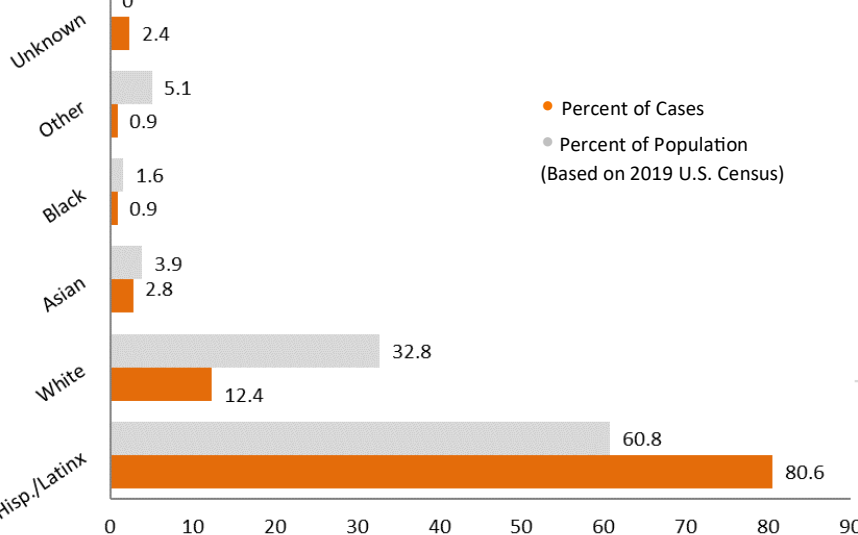
Confirmed COVID-19 Cases by Onset Date in SBC

n=1,471

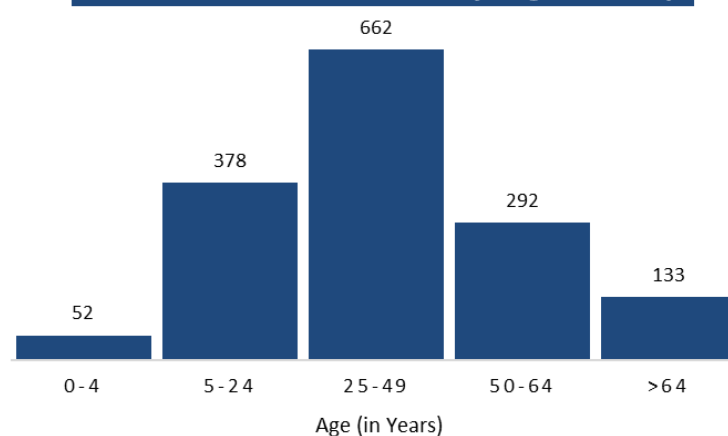


Cases in SBC by Race/Ethnicity[†]

[†]Race/Ethnicity categories with 5 or less reported cases have been included as "Other".



SBC COVID-19 Cases by Age Group





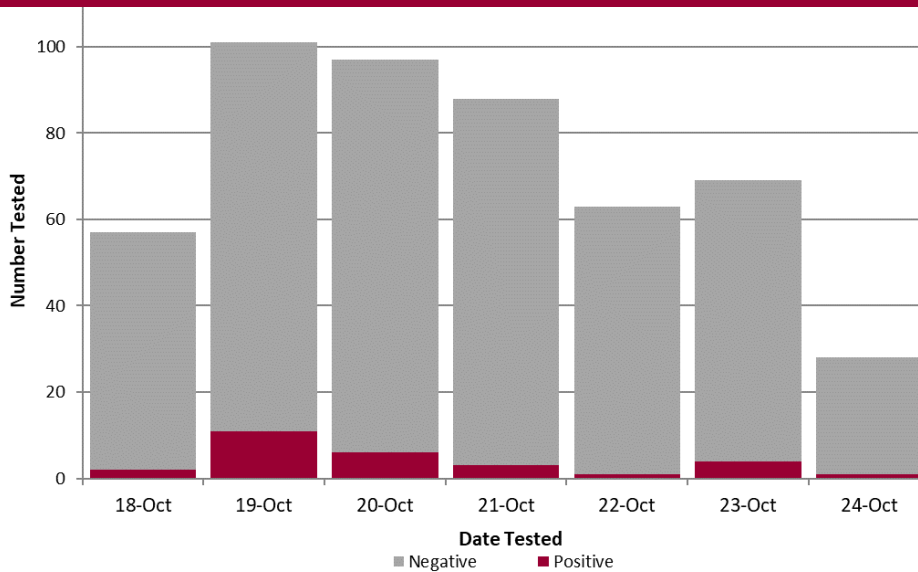
San Benito County Public Health Services



COVID-19 UPDATE: NOVEMBER 9, 2020

This report is based on only available data; not all results have been received.

Testing Results in SBC*



SBC Positivity Rate*

2.9%

GOAL: Less than 5% testing positive for 2 consecutive weeks.

SBC New Cases*

5.4

GOAL: Less than 4 daily new cases (per 100k) for 2 consecutive weeks.

California Statewide Data

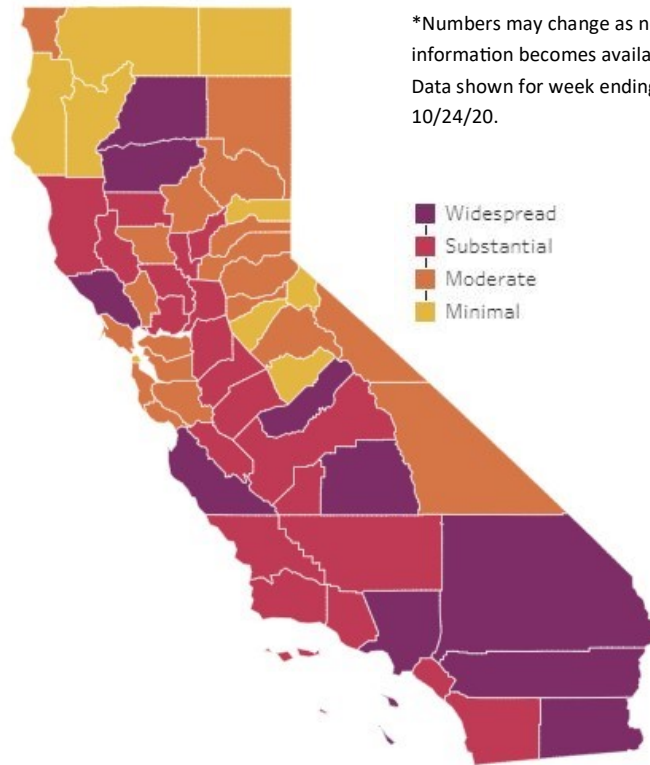
Positivity Rate**

3.3%

New Cases**

7.7

** Data shown for week ending 10/24/20.



California Blueprint for a Safer Economy

TIER 1: WIDESPREAD

- More than 7 daily new cases (per 100k).
- More than 8% positive tests.

TIER 2: SUBSTANTIAL

- 4-7 daily new cases (per 100k).
- 5-8% positive tests.

TIER 3: MODERATE

- 1-3.9 daily new cases (per 100k).
- 2-4.9% positive tests.

TIER 4: MINIMAL

- Less than 1 daily new cases (per 100k).
- Less than 2% positive tests.

County	San Benito	Santa Clara	Santa Cruz	Monterey	Merced
Total Confirmed COVID-19 Cases	1,518	26,747	3,202	12,366	10,140
Population	64,022	1,967,585	273,999	448,732	287,420
Adjusted Case Rate* (per 100K population)	5.4	3.2	4.5	7.9	5.2
Current Test Rate* (per 100K population)	261.7	452.7	329.5	299.5	226.1
Current Positivity Rate*	2.9%	1.6%	2.2%	3.9%	2.8%

* Confirmed cases are updated daily (Monday-Friday). Rates are updated weekly by CDPH.